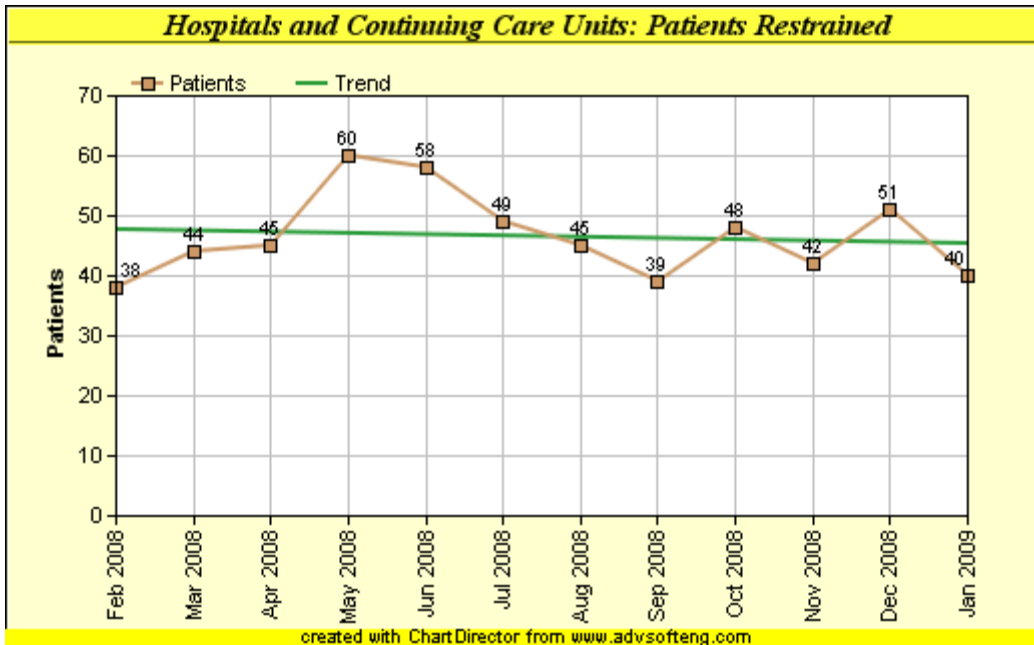


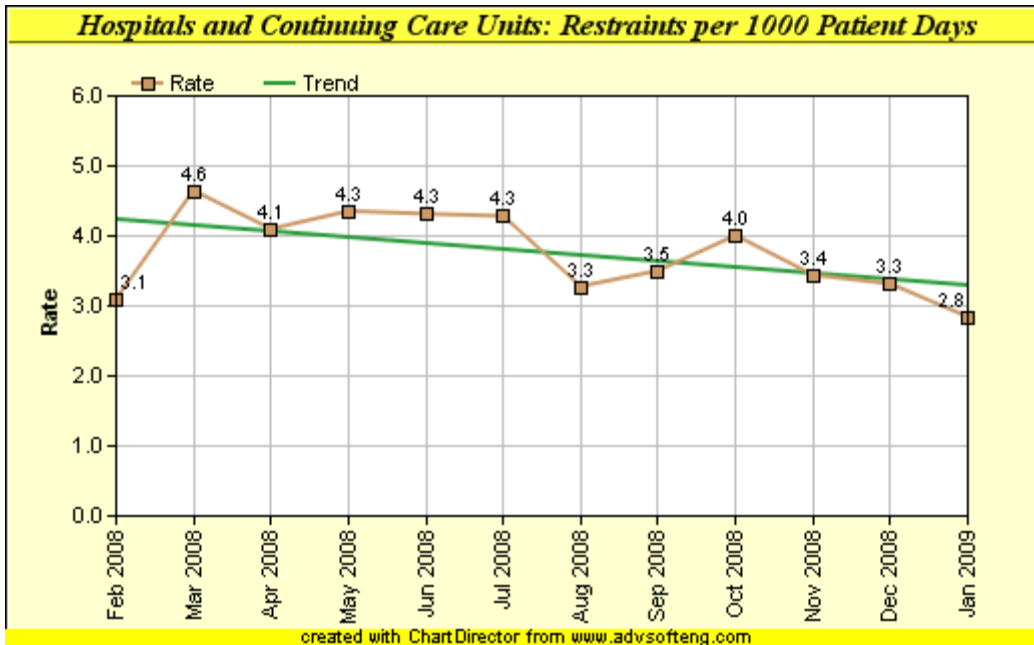
Restraints

FACILITY	February 2008	March 2008	April 2008	May 2008	June 2008	July 2008	August 2008	September 2008	October 2008	November 2008	December 2008	January 2009	FACILITY
Eric Lindemann CMHC	7	7	3	6	4	6	9	0	3	4	1	0	Eric Lindemann CMHC
Solomon Carter Fuller IRTP	0	0	0	0	0	0	0	0	0	0	3	6	Solomon Carter Fuller IRTP
Worcester State Hospital	23	25	27	34	34	31	30	21	21	16	22	16	Worcester State Hospital
Metro Boston MH Units at Shattuck Hospital	8	10	10	6	11	9	13	15	19	8	14	17	Metro Boston MH Units at Shattuck Hospital
Westboro State Hospital	5	5	5	21	14	16	15	7	17	10	10	15	Westboro State Hospital
Kindred Parkview	1	3	0	0	3	0	2	0	2	1	1	0	Kindred Parkview
Taunton State Hospital	5	17	14	15	20	28	9	19	13	10	6	6	Taunton State Hospital
Hathorne Unit at Tewksbury Hospital	23	49	40	26	16	15	2	20	21	31	22	8	Hathorne Unit at Tewksbury Hospital
FACILITY	February 2008	March 2008	April 2008	May 2008	June 2008	July 2008	August 2008	September 2008	October 2008	November 2008	December 2008	January 2009	FACILITY



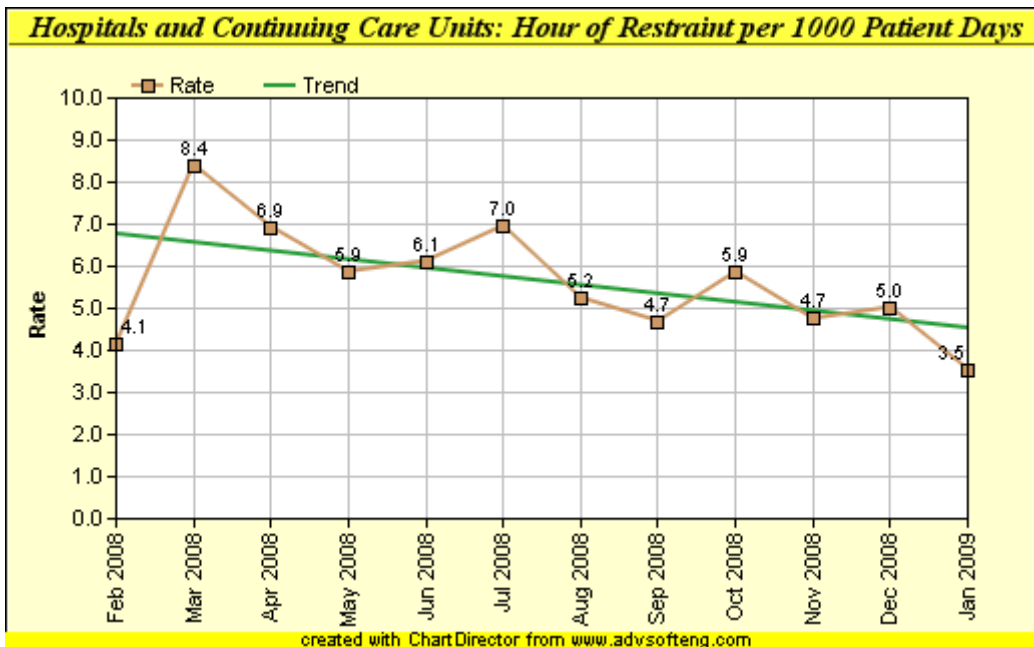
Patients Restrained

FACILITY	February 2008	March 2008	April 2008	May 2008	June 2008	July 2008	August 2008	September 2008	October 2008	November 2008	December 2008	January 2009	FACILITY
Eric Lindemann CMHC	3	3	3	5	4	4	4	0	3	4	1	0	Eric Lindemann CMHC
Solomon Carter Fuller IRTP	0	0	0	0	0	0	0	0	0	0	3	2	Solomon Carter Fuller IRTP
Worcester State Hospital	9	7	10	9	7	8	11	13	10	7	11	7	Worcester State Hospital
Metro Boston MH Units at Shattuck Hospital	7	8	7	6	7	6	10	5	8	5	13	11	Metro Boston MH Units at Shattuck Hospital
Westboro State Hospital	4	4	4	10	10	6	8	5	9	7	7	7	Westboro State Hospital
Kindred Parkview	1	2	0	0	3	0	2	0	1	1	1	0	Kindred Parkview
Taunton State Hospital	3	10	8	11	16	16	8	11	8	8	6	5	Taunton State Hospital
Hathorne Unit at Tewksbury Hospital	11	10	13	19	11	9	2	5	9	10	9	8	Hathorne Unit at Tewksbury Hospital
FACILITY	February 2008	March 2008	April 2008	May 2008	June 2008	July 2008	August 2008	September 2008	October 2008	November 2008	December 2008	January 2009	FACILITY



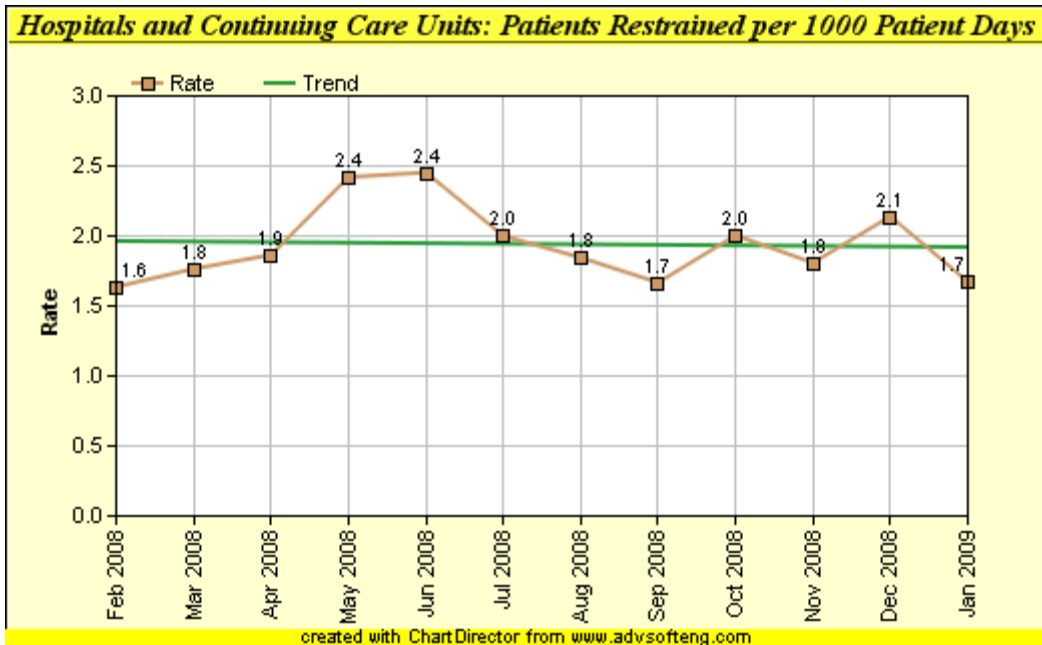
Restraints per 1000 Patient Days

FACILITY	February 2008	March 2008	April 2008	May 2008	June 2008	July 2008	August 2008	September 2008	October 2008	November 2008	December 2008	January 2009	FACILITY
Eric Lindemann CMHC	4	3.7	1.6	3.2	2.2	3.2	4.8	0	1.6	2.3	1.1	0	Eric Lindemann CMHC
Solomon Carter Fuller IRTP	0	0	0	0	0	0	0	0	0	0	3.2	3.3	Solomon Carter Fuller IRTP
Worcester State Hospital	6.3	6.5	7.4	9	9.4	8.3	8	5.8	5.6	4.3	5.9	4.5	Worcester State Hospital
Metro Boston MH Units at Shattuck Hospital	2.2	2.5	2.6	1.5	2.9	2.3	3.4	4.2	5.1	2.2	3.7	4.5	Metro Boston MH Units at Shattuck Hospital
Westboro State Hospital	1	0.9	1	4	2.8	3.1	2.9	1.4	3.4	2.1	2.1	3	Westboro State Hospital
Kindred Parkview	1.2	3.3	0	0	3.4	0	2.2	0	2.2	1.2	1.2	0	Kindred Parkview
Taunton State Hospital	1	3.2	2.8	2.9	4.1	5.4	1.7	3.8	2.6	2.1	1.2	1.2	Taunton State Hospital
Hathorne Unit at Tewksbury Hospital	6.7	13.1	10.7	6.8	4.3	3.9	0.5	5.4	5.5	8.4	5.8	2.1	Hathorne Unit at Tewksbury Hospital
FACILITY	February 2008	March 2008	April 2008	May 2008	June 2008	July 2008	August 2008	September 2008	October 2008	November 2008	December 2008	January 2009	FACILITY



Hour of Restraint per 1000 Patient Days

FACILITY	February 2008	March 2008	April 2008	May 2008	June 2008	July 2008	August 2008	September 2008	October 2008	November 2008	December 2008	January 2009	FACILITY
Eric Lindemann CMHC	1.4	31.1	0.3	2.9	0.1	4.4	4.8	0	0.6	3.8	2.2	0	Eric Lindemann CMHC
Solomon Carter Fuller IRTP	0	0	0	0	0	0	0	0	0	0	4.3	3.3	Solomon Carter Fuller IRTP
Worcester State Hospital	11.4	5.2	10.8	15.4	17.3	22.2	15.3	6.3	7.1	5	9.6	7.5	Worcester State Hospital
Metro Boston MH Units at Shattuck Hospital	2	2.7	3.1	1.7	4.8	2.8	6.6	8.2	8.8	2.9	3.2	5.4	Metro Boston MH Units at Shattuck Hospital
Westboro State Hospital	1.1	0.9	1.2	4.5	2.7	3.7	3.8	1.3	4.2	2.4	2.8	3.9	Westboro State Hospital
Kindred Parkview	1.8	1.2	0	0	4	0	3.4	0	3.1	2.4	2.4	0	Kindred Parkview
Taunton State Hospital	2.7	5.7	4.2	3.9	6.2	6	2.3	3.9	4.6	3.7	1.9	1.4	Taunton State Hospital
Hathorne Unit at Tewksbury Hospital	7.3	22.6	23.7	8.2	4.5	4.6	0.6	8.6	8.8	11.6	10.7	1.4	Hathorne Unit at Tewksbury Hospital
FACILITY	February 2008	March 2008	April 2008	May 2008	June 2008	July 2008	August 2008	September 2008	October 2008	November 2008	December 2008	January 2009	FACILITY



Patients Restrained per 1000 Patient Days

FACILITY	February 2008	March 2008	April 2008	May 2008	June 2008	July 2008	August 2008	September 2008	October 2008	November 2008	December 2008	January 2009	FACILITY
Eric Lindemann CMHC	1.7	1.6	1.6	2.6	2.2	2.1	2.1	0	1.6	2.3	1.1	0	Eric Lindemann CMHC
Solomon Carter Fuller IRTP	0	0	0	0	0	0	0	0	0	0	3.2	1.1	Solomon Carter Fuller IRTP
Worcester State Hospital	2.5	1.8	2.7	2.4	1.9	2.1	2.9	3.6	2.7	1.9	2.9	2	Worcester State Hospital
Metro Boston MH Units at Shattuck Hospital	1.9	2	1.8	1.5	1.9	1.6	2.6	1.4	2.1	1.4	3.4	2.9	Metro Boston MH Units at Shattuck Hospital
Westboro State Hospital	0.8	0.7	0.8	1.9	2	1.1	1.6	1	1.8	1.5	1.4	1.4	Westboro State Hospital
Kindred Parkview	1.2	2.2	0	0	3.4	0	2.2	0	1.1	1.2	1.2	0	Kindred Parkview
Taunton State Hospital	0.6	1.9	1.6	2.1	3.3	3.1	1.5	2.2	1.6	1.6	1.2	1	Taunton State Hospital
Hathorne Unit at Tewksbury Hospital	3.2	2.7	3.5	5	3	2.4	0.5	1.4	2.4	2.7	2.4	2.1	Hathorne Unit at Tewksbury Hospital
FACILITY	February 2008	March 2008	April 2008	May 2008	June 2008	July 2008	August 2008	September 2008	October 2008	November 2008	December 2008	January 2009	FACILITY